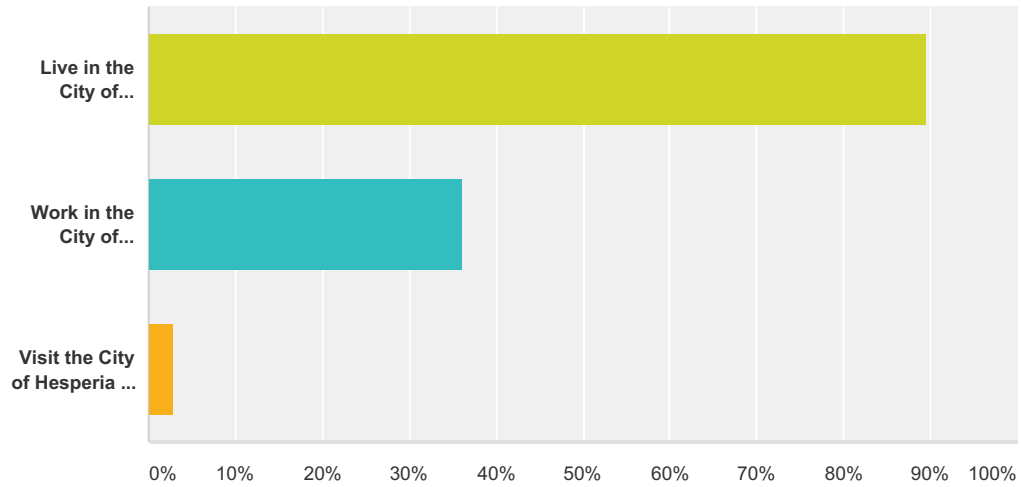


Hesperia Hazard Mitigation Plan Survey

Q1 Do you...(Check all that apply).

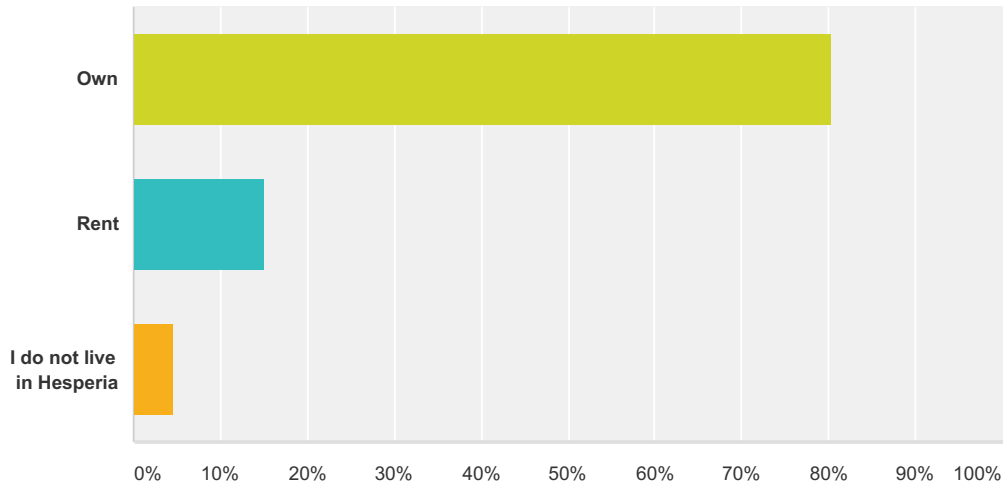
Answered: 133 Skipped: 0



Answer Choices	Responses
Live in the City of Hesperia	89.47% 119
Work in the City of Hesperia	36.09% 48
Visit the City of Hesperia but live and work elsewhere	3.01% 4
Total Respondents: 133	

Q2 Do you own or rent your home?

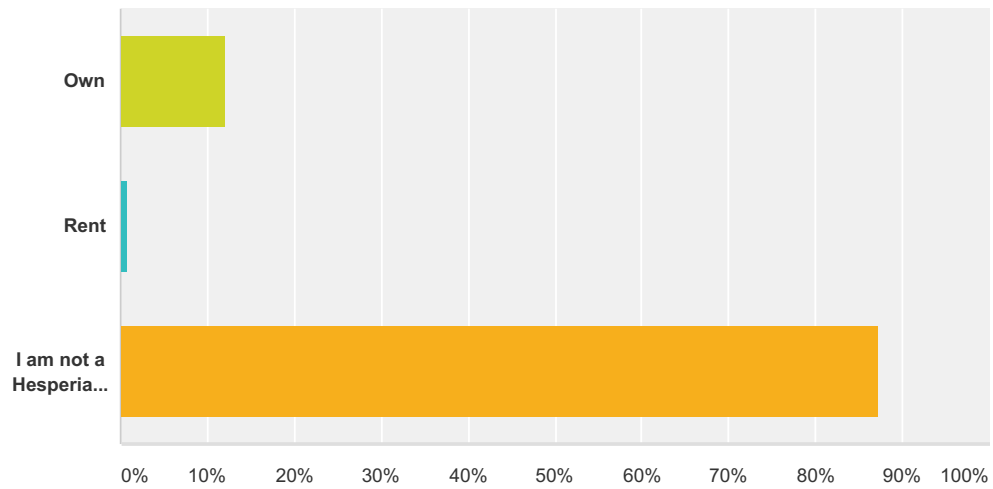
Answered: 133 Skipped: 0



Answer Choices	Responses	
Own	80.45%	107
Rent	15.04%	20
I do not live in Hesperia	4.51%	6
Total		133

Q3 Do you own or rent your business?

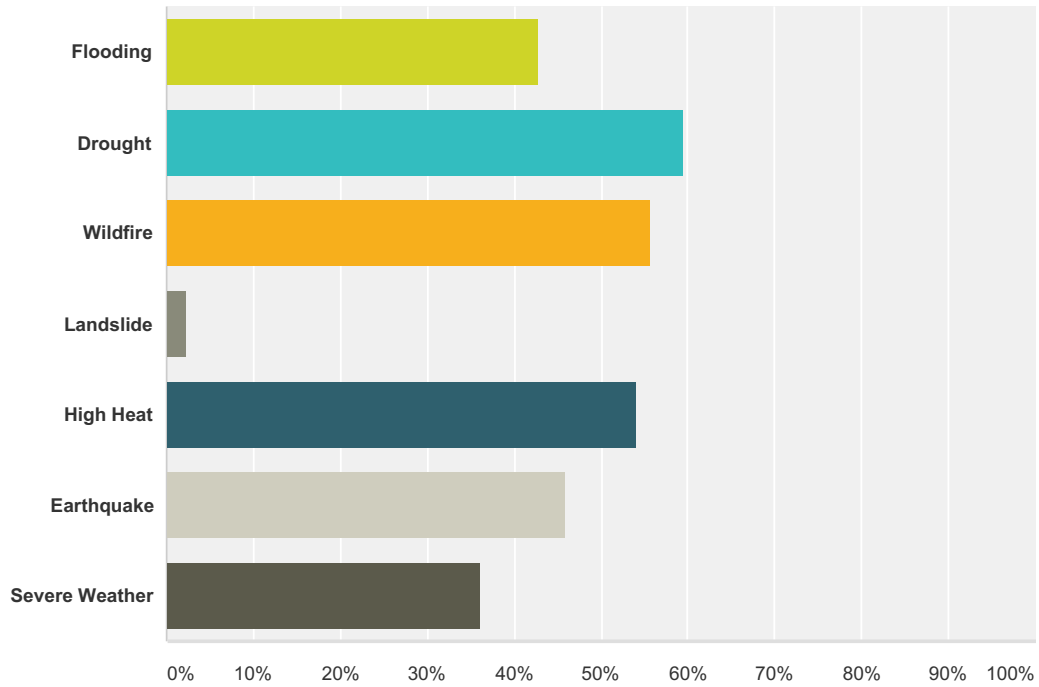
Answered: 133 Skipped: 0



Answer Choices	Responses
Own	12.03% 16
Rent	0.75% 1
I am not a Hesperia business owner	87.22% 116
Total	133

Q4 Which of the following types of natural disasters have you or someone in your household experienced in the past 20 years within the City of Hesperia?

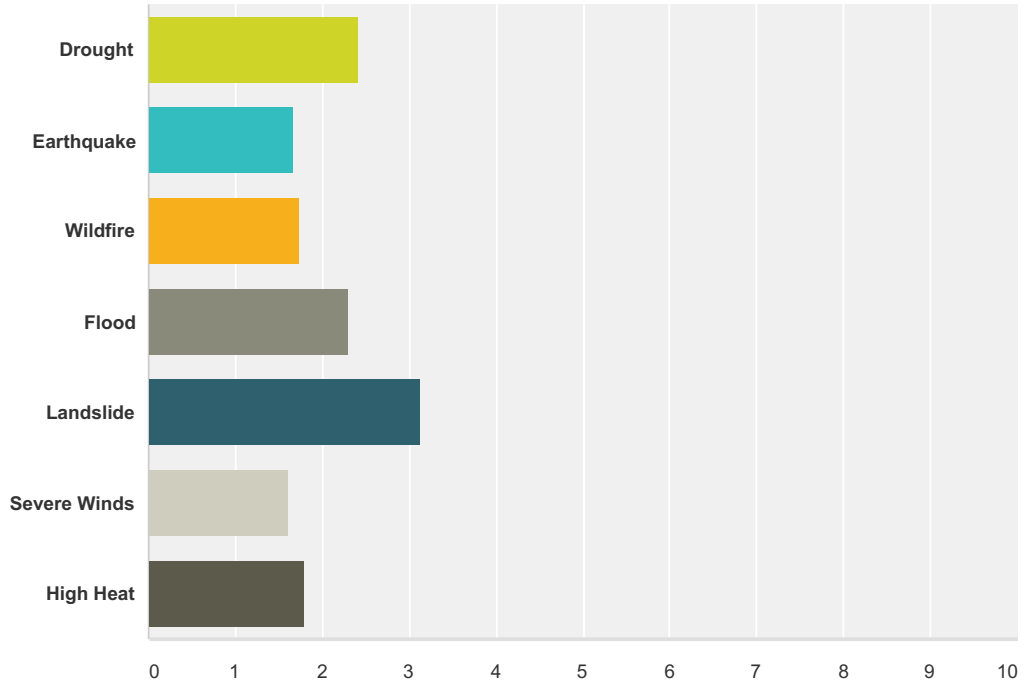
Answered: 133 Skipped: 0



Answer Choices	Responses
Flooding	42.86% 57
Drought	59.40% 79
Wildfire	55.64% 74
Landslide	2.26% 3
High Heat	54.14% 72
Earthquake	45.86% 61
Severe Weather	36.09% 48
Total Respondents: 133	

Q5 What do you believe is the likelihood that these natural hazards will cause damage to buildings or harm residents to the City of Hesperia? Please check ONE response for each hazard.

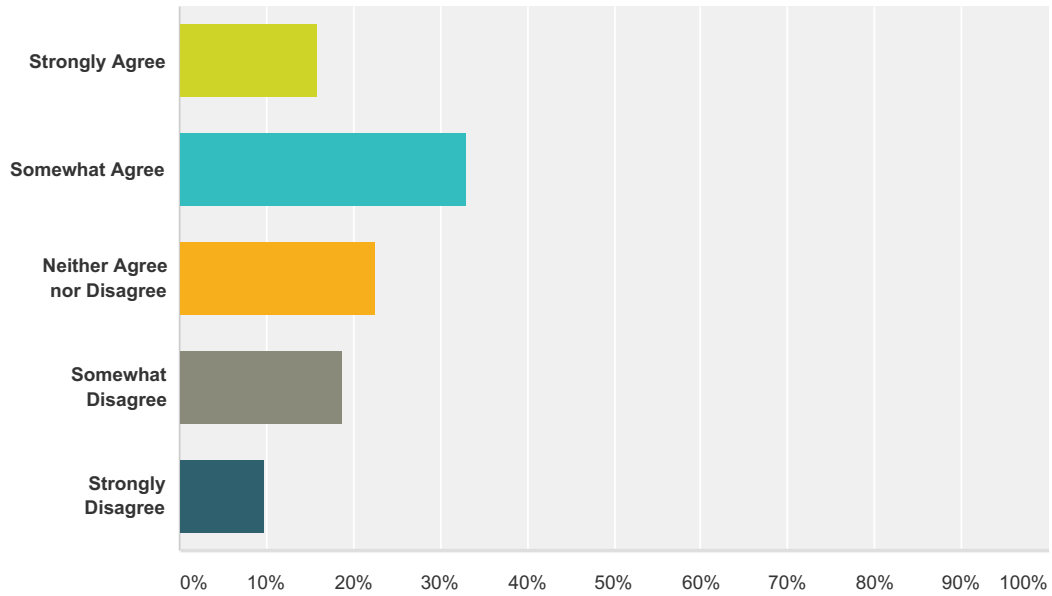
Answered: 133 Skipped: 0



	Very likely	Likely	Somewhat Likely	Not Likely at all	Total	Weighted Average
Drought	26.32% 35	27.07% 36	24.06% 32	22.56% 30	133	2.43
Earthquake	53.38% 71	30.83% 41	10.53% 14	5.26% 7	133	1.68
Wildfire	50.38% 67	29.32% 39	16.54% 22	3.76% 5	133	1.74
Flood	30.08% 40	22.56% 30	34.59% 46	12.78% 17	133	2.30
Landslide	6.02% 8	10.53% 14	47.37% 63	36.09% 48	133	3.14
Severe Winds	54.89% 73	30.08% 40	14.29% 19	0.75% 1	133	1.61
High Heat	49.62% 66	26.32% 35	18.80% 25	5.26% 7	133	1.80

Q6 Please indicate how you feel about the following statement: Information about the risks from natural hazards is readily available and easy to locate.

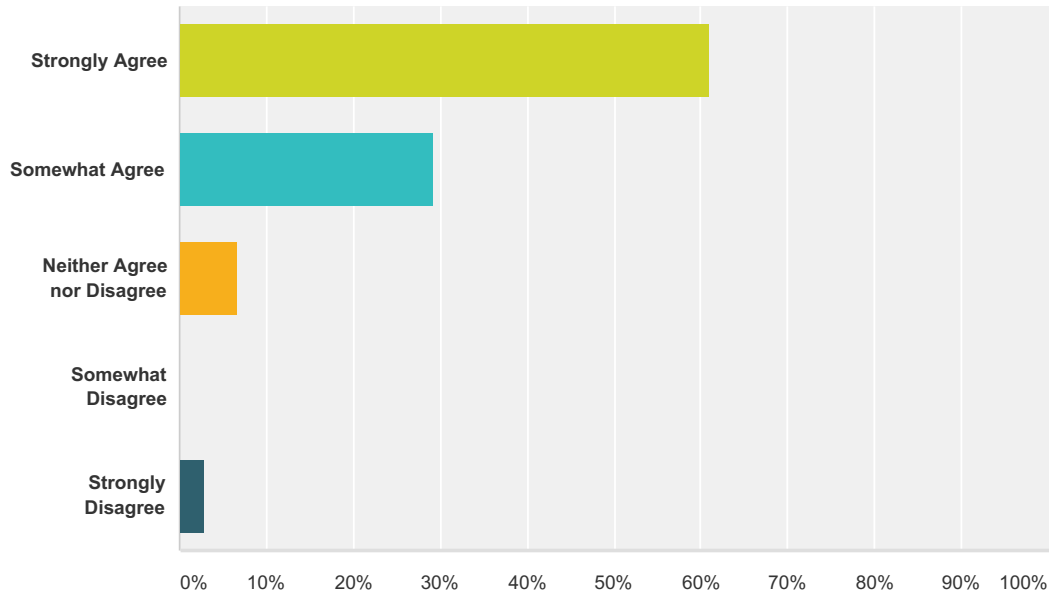
Answered: 133 Skipped: 0



Answer Choices	Responses
Strongly Agree	15.79% 21
Somewhat Agree	33.08% 44
Neither Agree nor Disagree	22.56% 30
Somewhat Disagree	18.80% 25
Strongly Disagree	9.77% 13
Total	133

Q7 Please indicate how you feel about the following statement: It is my responsibility to educate myself and take actions that will reduce my exposure to the risks from natural hazards.

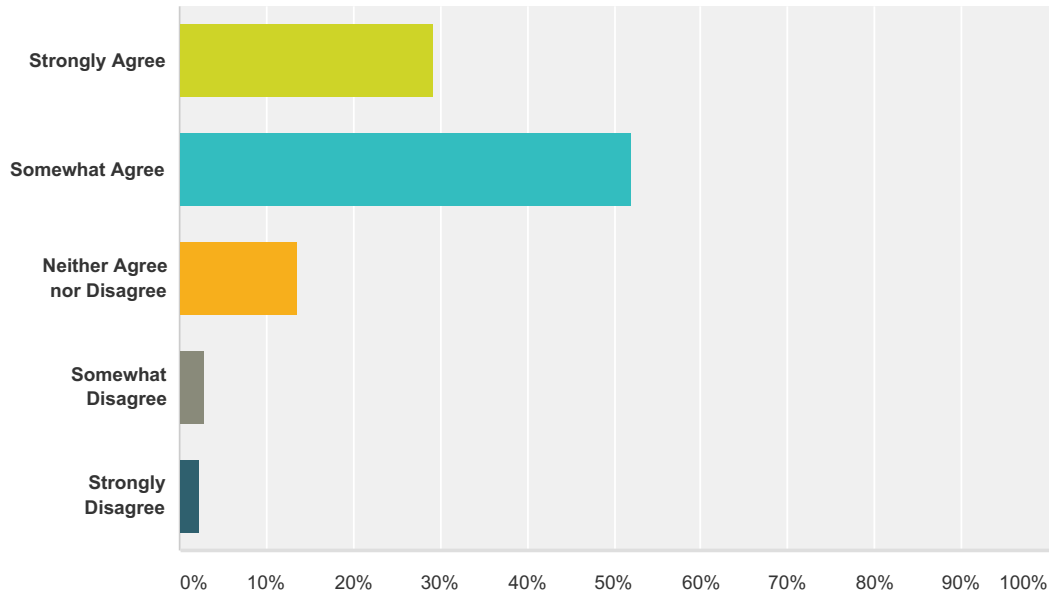
Answered: 133 Skipped: 0



Answer Choices	Responses	
Strongly Agree	60.90%	81
Somewhat Agree	29.32%	39
Neither Agree nor Disagree	6.77%	9
Somewhat Disagree	0.00%	0
Strongly Disagree	3.01%	4
Total		133

Q8 Please indicate how you feel about the following statement: It is the responsibility of government (local, state and federal) to provide education and programs that promote citizen actions that will reduce exposure to the risks from natural hazards.

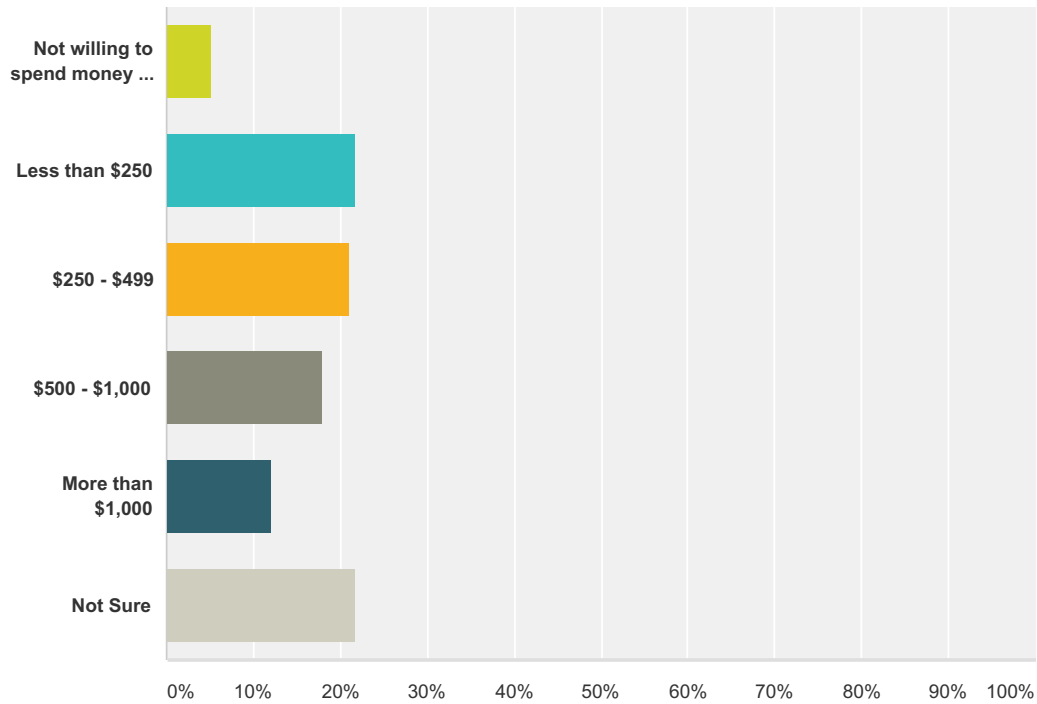
Answered: 133 Skipped: 0



Answer Choices	Responses
Strongly Agree	29.32% 39
Somewhat Agree	51.88% 69
Neither Agree nor Disagree	13.53% 18
Somewhat Disagree	3.01% 4
Strongly Disagree	2.26% 3
Total	133

Q9 How much money would you be willing to spend at one time to protect your home or business from natural hazards? (For example, by flood proofing your home, performing seismic upgrades, or doing dry weed abatement for fire risk). The answers will help City staff to find applicable hazard mitigation grant programs requiring local funding match.

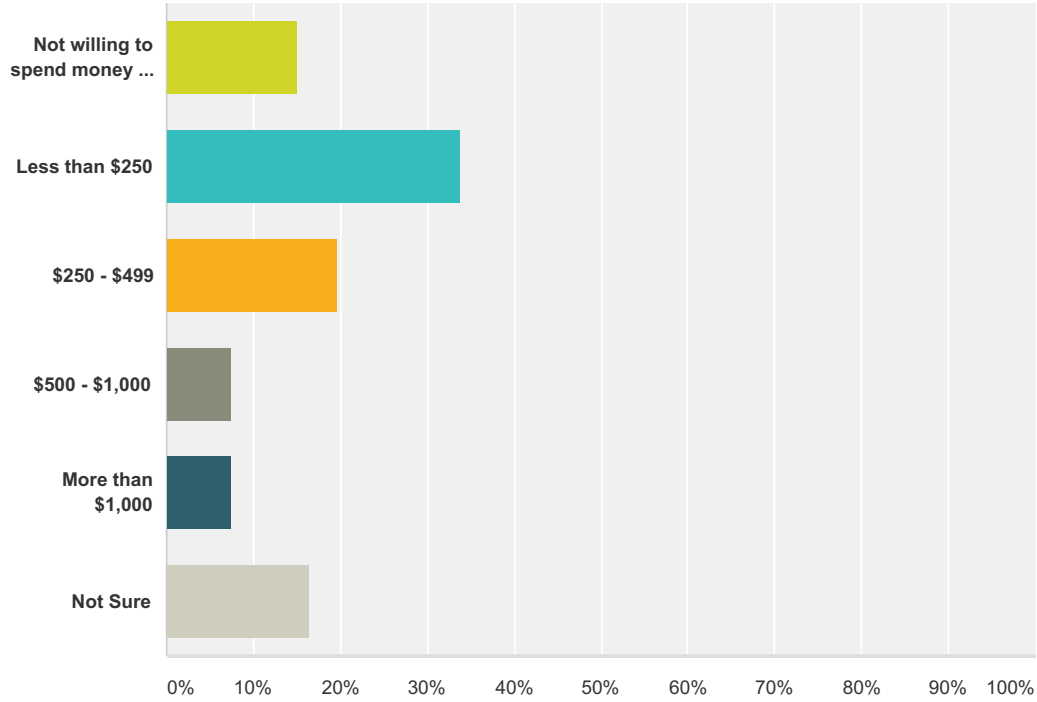
Answered: 133 Skipped: 0



Answer Choices	Responses
Not willing to spend money on this	5.26% 7
Less than \$250	21.80% 29
\$250 - \$499	21.05% 28
\$500 - \$1,000	18.05% 24
More than \$1,000	12.03% 16
Not Sure	21.80% 29
Total	133

Q10 How much money would you be willing to spend each year to protect your home or business from natural hazards in the form of flood and/or earthquake insurance? The answers will help City staff to find applicable hazard mitigation grant programs requiring local funding match.

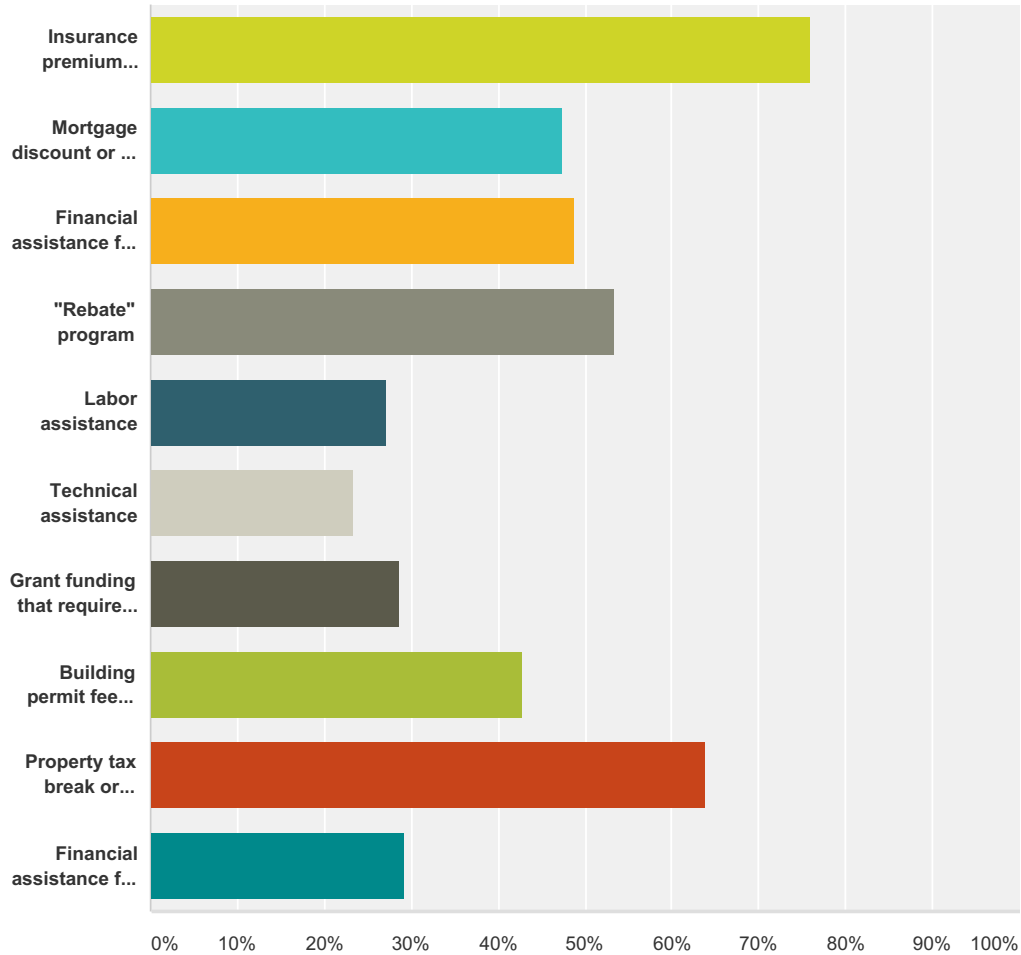
Answered: 133 Skipped: 0



Answer Choices	Responses	
Not willing to spend money on this	15.04%	20
Less than \$250	33.83%	45
\$250 - \$499	19.55%	26
\$500 - \$1,000	7.52%	10
More than \$1,000	7.52%	10
Not Sure	16.54%	22
Total		133

Q11 Which of the following incentives would encourage you to protect your home against natural hazards?

Answered: 133 Skipped: 0



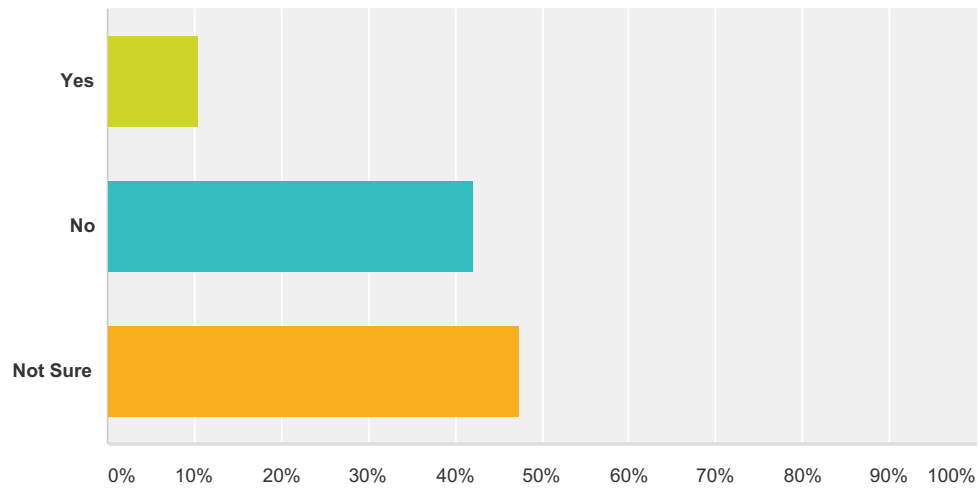
Answer Choices	Responses
Insurance premium discount	75.94% 101
Mortgage discount or Low Interest Loan	47.37% 63
Financial assistance for property upgrades or equipment	48.87% 65
"Rebate" program	53.38% 71
Labor assistance	27.07% 36
Technical assistance	23.31% 31
Grant funding that requires "cost share"	28.57% 38
Building permit fee reduction or waiver	42.86% 57
Property tax break or incentive	63.91% 85
Financial assistance for equipment	29.32% 39

Hesperia Hazard Mitigation Plan Survey

Total Respondents: 133

Q12 Is your home or business located in or near a FEMA designated floodplain?

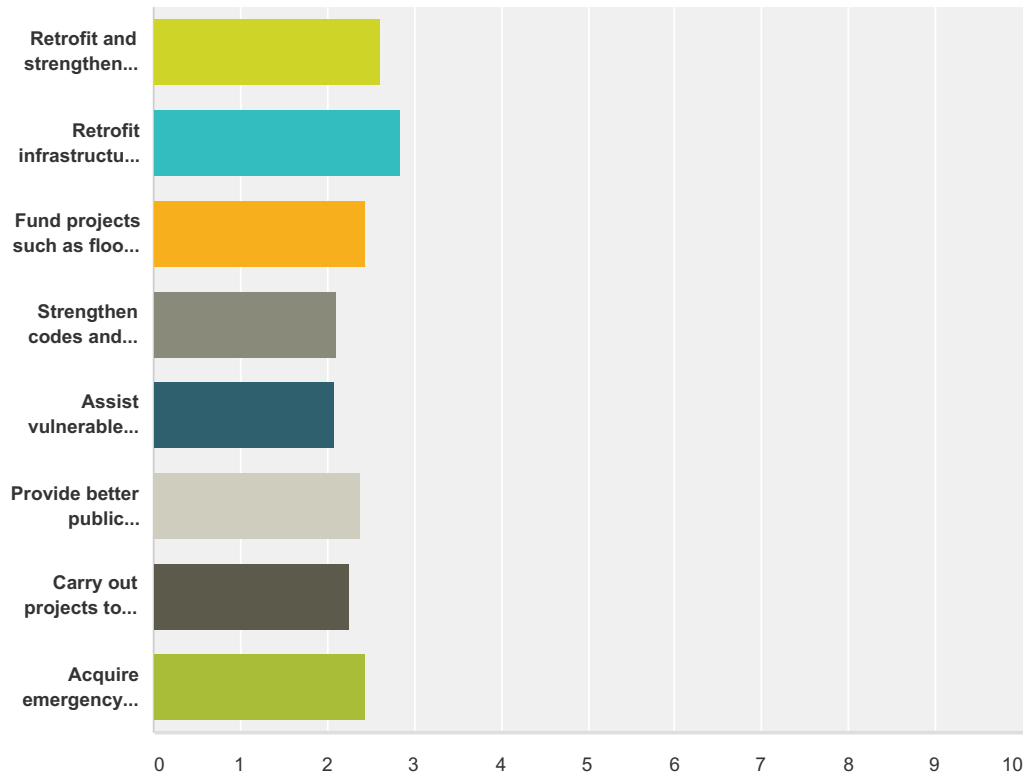
Answered: 133 Skipped: 0



Answer Choices	Responses
Yes	10.53% 14
No	42.11% 56
Not Sure	47.37% 63
Total	133

Q13 What protection methods do you believe the City, County, State or Federal agencies should be using in order to reduce damage and disruption from hazard events within the City of Hesperia? This information will assess community beliefs on developing hazard mitigation programs and strategies.

Answered: 133 Skipped: 0



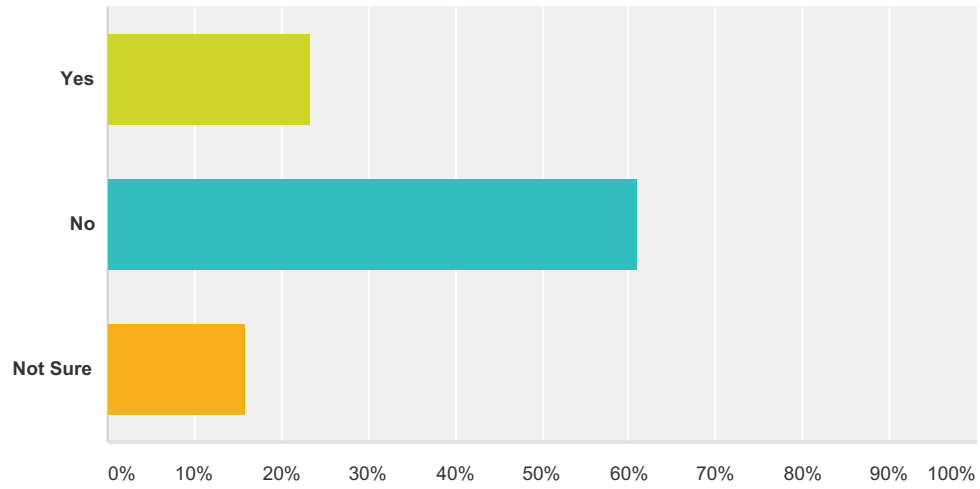
	High Priority	Medium Priority	Low Priority	Total	Weighted Average
Retrofit and strengthen essential facilities such as police and fire facilities, schools and hospitals.	69.92% 93	22.56% 30	7.52% 10	133	2.62
Retrofit infrastructure such as roads, bridges, drainage facilities, water supply, waste water and power supply facilities.	83.46% 111	16.54% 22	0.00% 0	133	2.83
Fund projects such as flood walls, drainage improvements, fuel breaks, and bank stabilization projects.	52.63% 70	39.10% 52	8.27% 11	133	2.44
Strengthen codes and regulations to include higher standards in hazard areas.	28.57% 38	53.38% 71	18.05% 24	133	2.11
Assist vulnerable property owners with securing funding for mitigation / property protection.	31.58% 42	44.36% 59	24.06% 32	133	2.08
Provide better public information about risk, and the exposure to hazards within Hesperia.	50.38% 67	38.35% 51	11.28% 15	133	2.39

Hesperia Hazard Mitigation Plan Survey

Carry out projects to restore the natural environments capacity to absorb the impacts from natural hazards.	42.86% 57	40.60% 54	16.54% 22	133	2.26
Acquire emergency generators for essential government facilities and buildings identified as shelters.	55.64% 74	33.08% 44	11.28% 15	133	2.44

Q14 Do you have flood insurance?

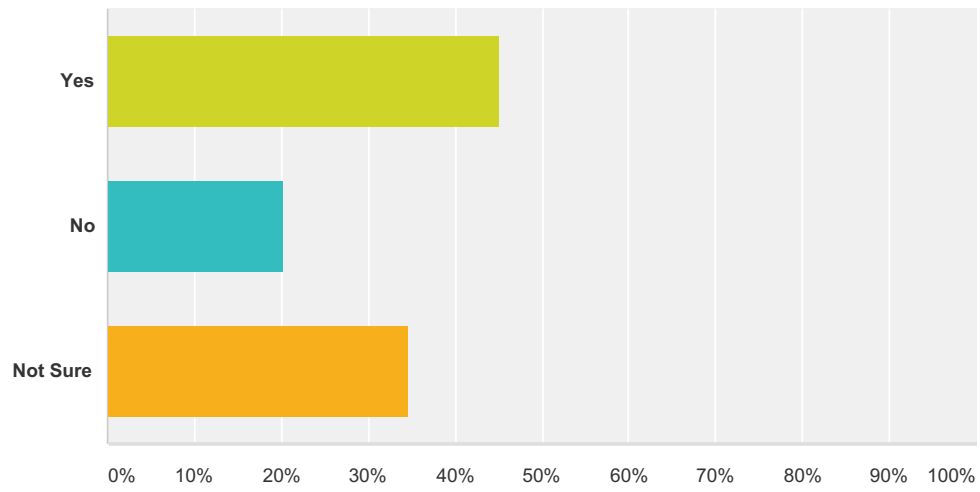
Answered: 133 Skipped: 0



Answer Choices	Responses	
Yes	23.31%	31
No	60.90%	81
Not Sure	15.79%	21
Total		133

Q15 Is your home or business located near an earthquake fault?

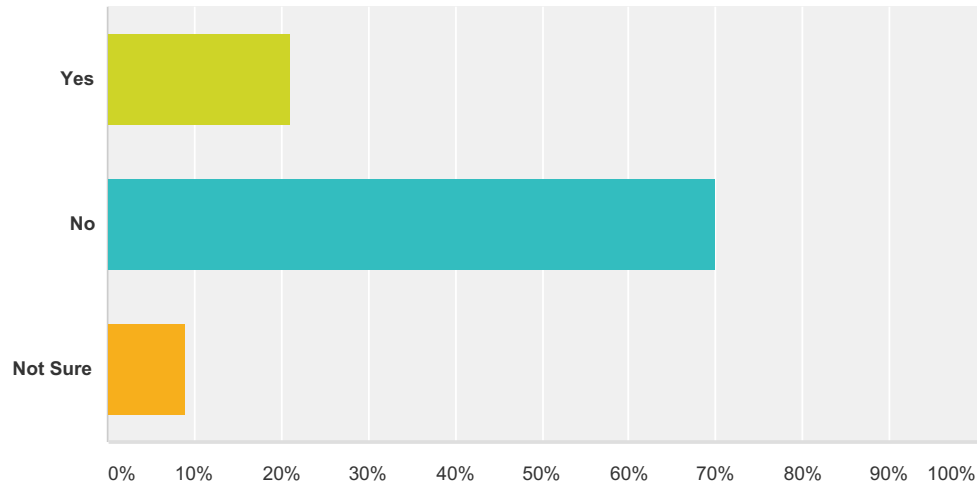
Answered: 133 Skipped: 0



Answer Choices	Responses
Yes	45.11% 60
No	20.30% 27
Not Sure	34.59% 46
Total	133

Q16 Do you have earthquake insurance?

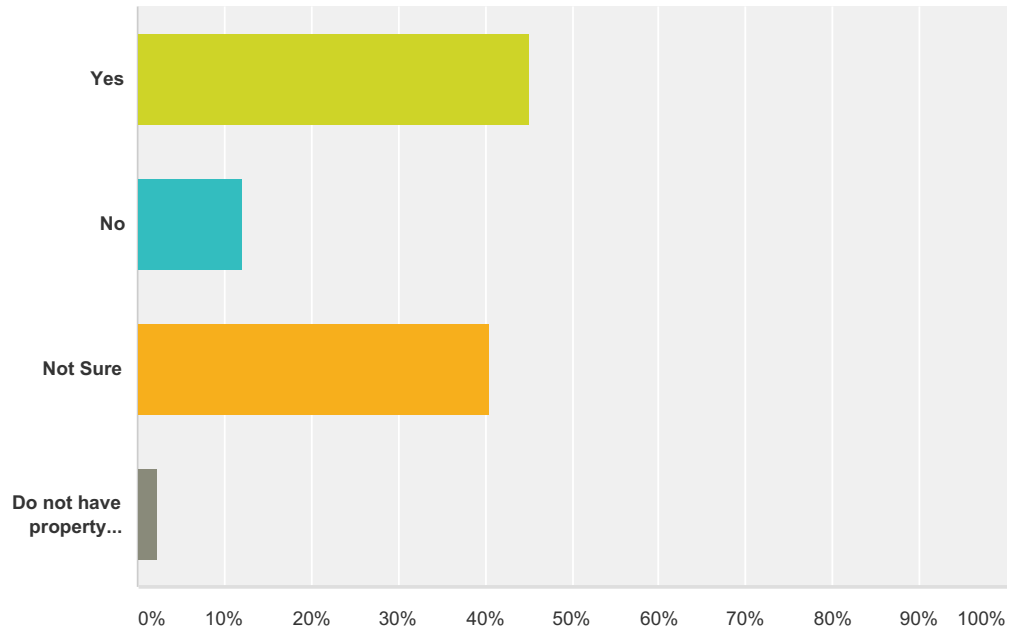
Answered: 133 Skipped: 0



Answer Choices	Responses	
Yes	21.05%	28
No	69.92%	93
Not Sure	9.02%	12
Total		133

Q17 To the best of your knowledge, does your homeowner's, renter's, or general insurance policy provide coverage for damage from natural hazards?

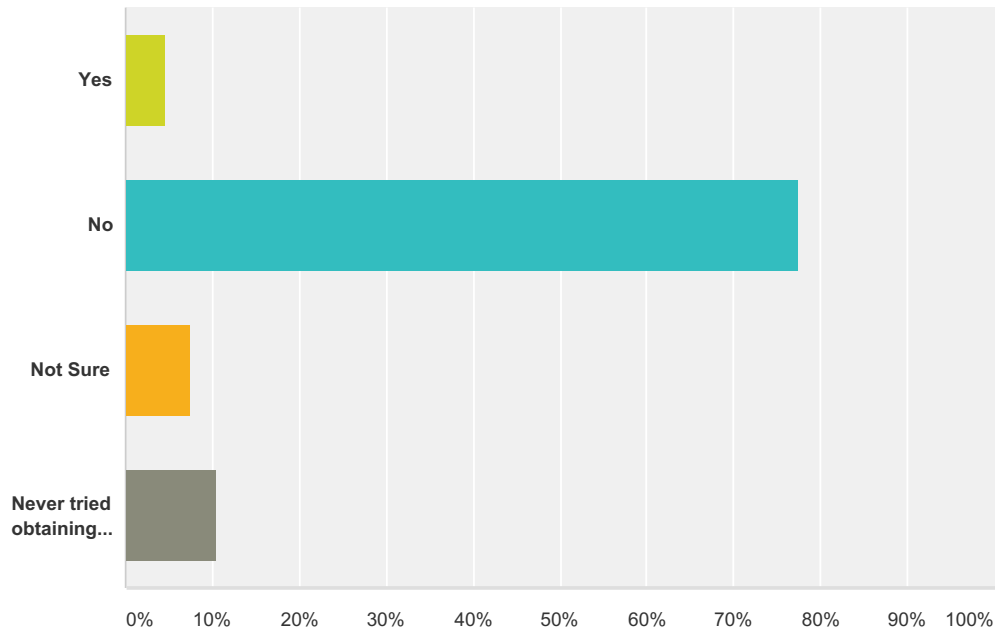
Answered: 133 Skipped: 0



Answer Choices	Responses
Yes	45.11% 60
No	12.03% 16
Not Sure	40.60% 54
Do not have property insurance	2.26% 3
Total	133

Q18 Have you ever had problems obtaining homeowner's or renter's insurance due to risks from natural hazards?

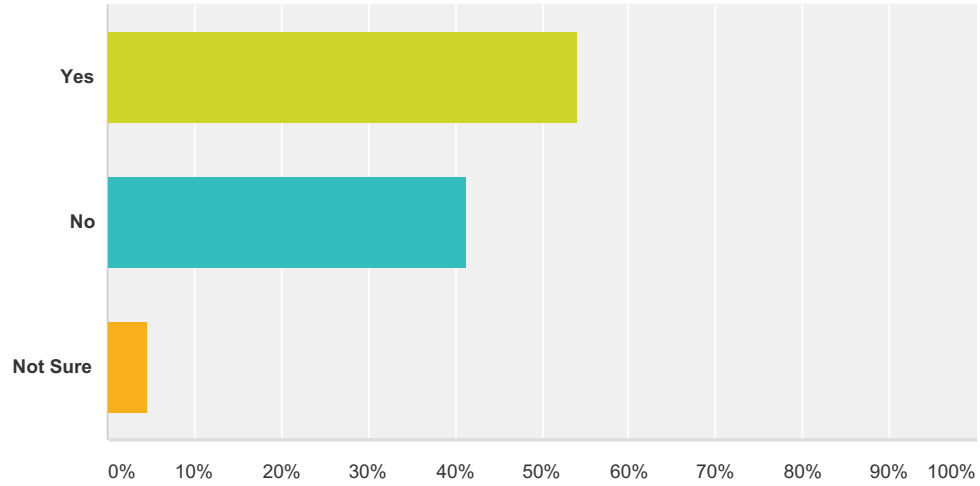
Answered: 133 Skipped: 0



Answer Choices	Responses
Yes	4.51% 6
No	77.44% 103
Not Sure	7.52% 10
Never tried obtaining hazard insurance	10.53% 14
Total	133

Q19 When you moved into your home, did you consider the impact a natural hazard event could have on your home?

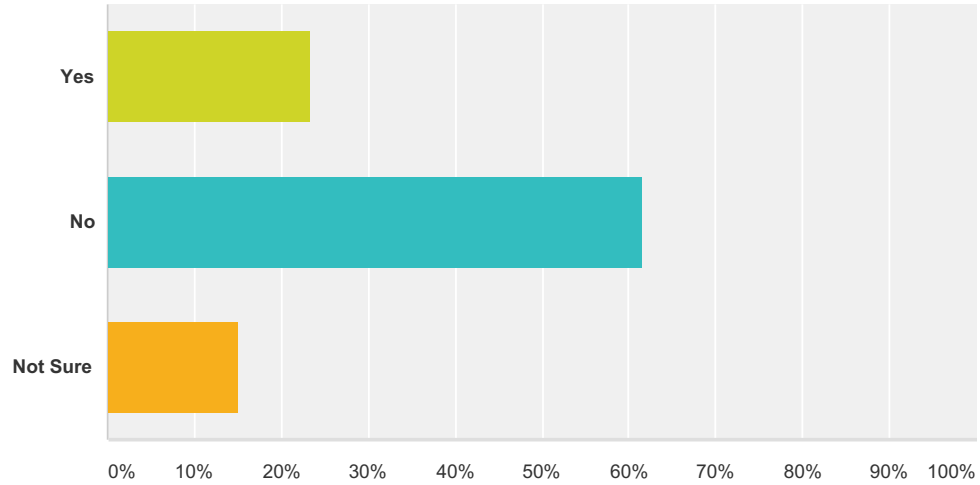
Answered: 133 Skipped: 0



Answer Choices	Responses
Yes	54.14% 72
No	41.35% 55
Not Sure	4.51% 6
Total	133

Q20 Was the presence of a natural hazard risk zone (for example, wild fire area or flood zone) disclosed to you by a real estate agent, seller or landlord before you purchased or moved into your home?

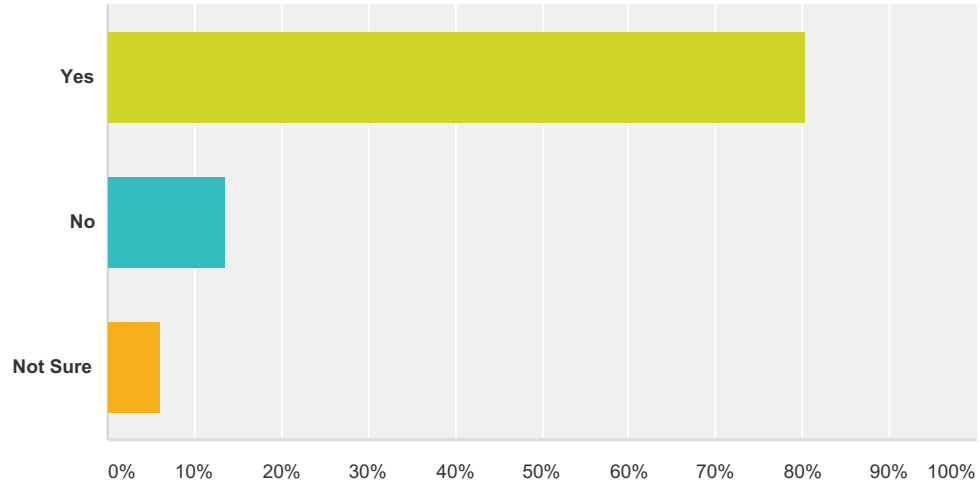
Answered: 133 Skipped: 0



Answer Choices	Responses
Yes	23.31% 31
No	61.65% 82
Not Sure	15.04% 20
Total	133

Q21 Would natural hazard real estate disclosures or risk information influence your decision on where to buy or rent a home?

Answered: 133 Skipped: 0



Answer Choices	Responses
Yes	80.45% 107
No	13.53% 18
Not Sure	6.02% 8
Total	133

**Q22 Thank you for completing the survey.
Please provide any additional comments
that you may have regarding hazard
mitigation and community protection
against natural disasters.**

Answered: 21 Skipped: 112